




QUARTERLY REPORT OF REVENUE AND OTHER RECEIPTS
As at the Quarter Ending September 30, 2024


Department : Department of Labor and Employment (DOLE)
Agency/Entity : Technical Education and Skills Development Authority
Operating Unit : Lanao del Norte National Agro-Industrial School
Organization Code (UACS) : 16 009 1600047
Fund Cluster : 06 - Business Related Funds

Classssification/Sources of Revenue and Other Receipts	UACS CODE	REVENUE TARGET (Annual) per BESF	Actual Revenue and Other Receipts Collections					Cumulative Remittance/Deposits to Date			Variance		Remarks
			1st Quarter Ending March 31	2nd Quarter Ending June 30	3rd Quarter Ending September 30	4th Quarter Ending December 31	Total	Remittance to BTr	Deposited with AGDB	Total	Amount	%	
1	2	3	4	5	6	7	8=(4+5+6+7)	9	10	11=(9+10)	12=(8-3)	13=(12/3)	14
Business Related Funds		15,871,500.00	5,411,290.10	2,687,424.20	6,216,180.20	0.00	14,314,894.50	0.00	14,314,894.50	14,314,894.50	(1,556,605.50)	-10 %	
Non-Revenue Collections/Other Receipts		15,871,500.00	5,411,290.10	2,687,424.20	6,216,180.20	0.00	14,314,894.50	0.00	14,314,894.50	14,314,894.50	(1,556,605.50)	-10 %	
Cash Receipts		15,871,500.00	5,411,290.10	2,687,424.20	6,216,180.20	0.00	14,314,894.50	0.00	14,314,894.50	14,314,894.50	(1,556,605.50)	-10 %	
Non-Tax		15,871,500.00	5,411,290.10	2,687,424.20	6,216,180.20	0.00	14,314,894.50	0.00	14,314,894.50	14,314,894.50	(1,556,605.50)	-10 %	
Income Collected from Students	4020201002	10,500.00	1,025.00	3,934.00	2,574.00	0.00	7,533.00	0.00	7,533.00	7,533.00	(2,967.00)	-28 %	
Examination Fees	4020203000	2,500,000.00	653,924.00	566,473.00	781,845.00	0.00	2,002,242.00	0.00	2,002,242.00	2,002,242.00	(497,758.00)	-20 %	
Seminar/Training Fees	4020204000	12,500,000.00	4,487,298.00	2,035,716.20	4,888,793.70	0.00	11,411,807.90	0.00	11,411,807.90	11,411,807.90	(1,088,192.10)	-9 %	
Income from Hostels/Dormitories and other Like facilities	4020213000	11,000.00	2,700.00	4,100.00	4,800.00	0.00	11,600.00	0.00	11,600.00	11,600.00	600.00	5 %	
Other Business Income	4020299099	850,000.00	266,343.10	77,201.00	538,167.50	0.00	881,711.60	0.00	881,711.60	881,711.60	31,711.60	4 %	
GRAND TOTAL		15,871,500.00	5,411,290.10	2,687,424.20	6,216,180.20	0.00	14,314,894.50	0.00	14,314,894.50	14,314,894.50	(1,556,605.50)	-10 %	

Certified Correct:

IAN REYMAR G. DELA CRUZ
BUDGET OFFICER
Date: October 29, 2024 02:46 PM

Certified Correct:

JASMINE C. GALENZOGA
FINANCIAL ANALYST/ ADMIN HEAD
Date: October 29, 2024 02:46 PM

Recommending Approval By:

QUEENY TWINKLE N. ANYONG
PLANNING OFFICER
Date:

Approved By:

MAYNARD C. JUMAWAN
VOCATIONAL SCHOOL ADMINISTRATOR II
Date: October 29, 2024 02:50 PM