

STATEMENT OF APPROPRIATIONS, ALLOTMENTS, OBLIGATIONS, DISBURSEMENTS AND BALANCES

As at the Quarter Ending March 31, 2025

Department : Department of Labor and Employment (DOLE)
Agency/Entity : Technical Education and Skills Development Authority
Operating Unit : Lanao del Norte National Agro-Industrial School
Organization Code (UACS) : 16 009 1600047
Fund Cluster : 01 - Regular Agency Fund

X	Current Year Appropriations
	Supplemental Appropriations
	Continuing Appropriations


(e.g. UACS Fund Cluster: 01-Regular Agency Fund, 02-Foreign Assisted Projects Fund, 03-Special Account-Locally Funded/Domestic Grants Fund, and 04-Special Account-Foreign Assisted/Foreign Grants Fund)


Particulars	UACS CODE	Appropriations			Allotments			Current Year Obligations					Current Year Disbursements					Balances					
		Authorized Appropriations	Adjustments (Transfer To/From, Modifications/Augmentations)	Adjusted Appropriations	Allotments Received	Adjustments (Reductions, Modifications/Augmentations)	Transfer To	Transfer From	Adjusted Allotments	1st Quarter Ending March 31	2nd Quarter Ending June 30	3rd Quarter Ending September 30	4th Quarter Ending December 31	Total	1st Quarter Ending March 31	2nd Quarter Ending June 30	3rd Quarter Ending September 30	4th Quarter Ending December 31	Total	Unreleased Appropriations	Unobligated Allotments	Unpaid Obligations (15-20)=(23+24)	
																						Due and Demandable	Not Yet Due and Demandable
1	2	3	4	5=(3+4)	6	7	8	9	10=[(6+(-)7)-8+9]	11	12	13	14	15=(11+12+13+14)	16	17	18	19	20=(16+17+18+19)	21	22	23	24
I. Agency Specific Budget		11,501,000.00	1,633,137.58	13,134,137.58	11,501,000.00	1,583,000.00	0.00	50,137.58	13,134,137.58	2,634,828.48	0.00	0.00	0.00	2,634,828.48	2,489,494.71	0.00	0.00	0.00	2,489,494.71	0.00	10,499,309.10	0.00	145,333.77
General Administration and Support	1000000000000000	0.00	1,633,137.58	1,633,137.58	0.00	1,583,000.00	0.00	50,137.58	1,633,137.58	50,137.58	0.00	0.00	0.00	50,137.58	50,137.58	0.00	0.00	0.00	50,137.58	0.00	1,583,000.00	0.00	0.00
General Management and Supervision	100000100001000	0.00	50,137.58	50,137.58	0.00	0.00	0.00	50,137.58	50,137.58	50,137.58	0.00	0.00	0.00	50,137.58	50,137.58	0.00	0.00	0.00	50,137.58	0.00	0.00	0.00	0.00
PS		0.00	50,137.58	50,137.58	0.00	0.00	0.00	50,137.58	50,137.58	50,137.58	0.00	0.00	0.00	50,137.58	50,137.58	0.00	0.00	0.00	50,137.58	0.00	0.00	0.00	0.00
Administration of Personnel Benefits	100000100002000	0.00	1,583,000.00	1,583,000.00	0.00	1,583,000.00	0.00	0.00	1,583,000.00	0.00	0.00	0.00	0.00	0.00	0.00	0.00	0.00	0.00	0.00	0.00	1,583,000.00	0.00	0.00
PS		0.00	1,583,000.00	1,583,000.00	0.00	1,583,000.00	0.00	0.00	1,583,000.00	0.00	0.00	0.00	0.00	0.00	0.00	0.00	0.00	0.00	0.00	0.00	1,583,000.00	0.00	0.00
Sub-Total, General Administration and Support		0.00	1,633,137.58	1,633,137.58	0.00	1,583,000.00	0.00	50,137.58	1,633,137.58	50,137.58	0.00	0.00	0.00	50,137.58	50,137.58	0.00	0.00	0.00	50,137.58	0.00	1,583,000.00	0.00	0.00
PS		0.00	1,633,137.58	1,633,137.58	0.00	1,583,000.00	0.00	50,137.58	1,633,137.58	50,137.58	0.00	0.00	0.00	50,137.58	50,137.58	0.00	0.00	0.00	50,137.58	0.00	1,583,000.00	0.00	0.00
Operations	3000000000000000	11,501,000.00	0.00	11,501,000.00	11,501,000.00	0.00	0.00	0.00	11,501,000.00	2,584,690.90	0.00	0.00	0.00	2,584,690.90	2,439,357.13	0.00	0.00	0.00	2,439,357.13	0.00	8,916,309.10	0.00	145,333.77
OO : Employability increased and / or enhanced		11,501,000.00	0.00	11,501,000.00	11,501,000.00	0.00	0.00	0.00	11,501,000.00	2,584,690.90	0.00	0.00	0.00	2,584,690.90	2,439,357.13	0.00	0.00	0.00	2,439,357.13	0.00	8,916,309.10	0.00	145,333.77
TECHNICAL EDUCATION AND SKILLS DEVELOPMENT PROGRAM		11,501,000.00	0.00	11,501,000.00	11,501,000.00	0.00	0.00	0.00	11,501,000.00	2,584,690.90	0.00	0.00	0.00	2,584,690.90	2,439,357.13	0.00	0.00	0.00	2,439,357.13	0.00	8,916,309.10	0.00	145,333.77
Promotion, Development and Implementation of Quality Technical Education and Skills Development Programs	310300100001000	11,501,000.00	0.00	11,501,000.00	11,501,000.00	0.00	0.00	0.00	11,501,000.00	2,584,690.90	0.00	0.00	0.00	2,584,690.90	2,439,357.13	0.00	0.00	0.00	2,439,357.13	0.00	8,916,309.10	0.00	145,333.77
PS		9,446,000.00	0.00	9,446,000.00	9,446,000.00	0.00	0.00	0.00	9,446,000.00	2,039,500.66	0.00	0.00	0.00	2,039,500.66	1,902,074.80	0.00	0.00	0.00	1,902,074.80	0.00	7,406,499.34	0.00	137,425.86
MOOE		2,055,000.00	0.00	2,055,000.00	2,055,000.00	0.00	0.00	0.00	2,055,000.00	545,190.24	0.00	0.00	0.00	545,190.24	537,282.33	0.00	0.00	0.00	537,282.33	0.00	1,509,809.76	0.00	7,907.91
Sub-Total, Operations		11,501,000.00	0.00	11,501,000.00	11,501,000.00	0.00	0.00	0.00	11,501,000.00	2,584,690.90	0.00	0.00	0.00	2,584,690.90	2,439,357.13	0.00	0.00	0.00	2,439,357.13	0.00	8,916,309.10	0.00	145,333.77
PS		9,446,000.00	0.00	9,446,000.00	9,446,000.00	0.00	0.00	0.00	9,446,000.00	2,039,500.66	0.00	0.00	0.00	2,039,500.66	1,902,074.80	0.00	0.00	0.00	1,902,074.80	0.00	7,406,499.34	0.00	137,425.86
MOOE		2,055,000.00	0.00	2,055,000.00	2,055,000.00	0.00	0.00	0.00	2,055,000.00	545,190.24	0.00	0.00	0.00	545,190.24	537,282.33	0.00	0.00	0.00	537,282.33	0.00	1,509,809.76	0.00	7,907.91
Sub-Total, I. Agency Specific Budget		11,501,000.00	1,633,137.58	13,134,137.58	11,501,000.00	1,583,000.00	0.00	50,137.58	13,134,137.58	2,634,828.48	0.00	0.00	0.00	2,634,828.48	2,489,494.71	0.00	0.00	0.00	2,489,494.71	0.00	10,499,309.10	0.00	145,333.77
PS		9,446,000.00	1,633,137.58	11,079,137.58	9,446,000.00	1,583,000.00	0.00	50,137.58	11,079,137.58	2,089,638.24	0.00	0.00	0.00	2,089,638.24	1,952,212.38	0.00	0.00	0.00	1,952,212.38	0.00	8,989,499.34	0.00	137,425.86
MOOE		2,055,000.00	0.00	2,055,000.00	2,055,000.00	0.00	0.00	0.00	2,055,000.00	545,190.24	0.00	0.00	0.00	545,190.24	537,282.33	0.00	0.00	0.00	537,282.33	0.00	1,509,809.76	0.00	7,907.91
II. Automatic Appropriations		845,000.00	78,000.00	923,000.00	923,000.00	0.00	0.00	0.00	923,000.00	140,978.88	0.00	0.00	0.00	140,978.88	139,355.28	0.00	0.00	0.00	139,355.28	0.00	782,021.12	0.00	1,623.60
Retirement and Life Insurance Premiums	102	845,000.00	78,000.00	923,000.00	923,000.00	0.00	0.00	0.00	923,000.00	140,978.88	0.00	0.00	0.00	140,978.88	139,355.28	0.00	0.00	0.00	139,355.28	0.00	782,021.12	0.00	1,623.60
Operations	3000000000000000	845,000.00	78,000.00	923,000.00	923,000.00	0.00	0.00	0.00	923,000.00	140,978.88	0.00	0.00	0.00	140,978.88	139,355.28	0.00	0.00	0.00	139,355.28	0.00	782,021.12	0.00	1,623.60
OO : Employability increased and / or enhanced		845,000.00	78,000.00	923,000.00	923,000.00	0.00	0.00	0.00	923,000.00	140,978.88	0.00	0.00	0.00	140,978.88	139,355.28	0.00	0.00	0.00	139,355.28	0.00	782,021.12	0.00	1,623.60
TECHNICAL EDUCATION AND SKILLS DEVELOPMENT PROGRAM		845,000.00	78,000.00	923,000.00	923,000.00	0.00	0.00	0.00	923,000.00	140,978.88	0.00	0.00	0.00	140,978.88	139,355.28	0.00	0.00	0.00	139,355.28	0.00	782,021.12	0.00	1,623.60
Promotion, Development and Implementation of Quality Technical Education and Skills Development Programs	310300100001000	845,000.00	78,000.00	923,000.00	923,000.00	0.00	0.00	0.00	923,000.00	140,978.88	0.00	0.00	0.00	140,978.88	139,355.28	0.00	0.00	0.00	139,355.28	0.00	782,021.12	0.00	1,623.60
PS		845,000.00	78,000.00	923,000.00	923,000.00	0.00	0.00	0.00	923,000.00	140,978.88	0.00	0.00	0.00	140,978.88	139,355.28	0.00	0.00	0.00	139,355.28	0.00	782,021.12	0.00	1,623.60

Department : Department of Labor and Employment (DOLE)
 Agency/Entity : Technical Education and Skills Development Authority
 Operating Unit : Lanao del Norte National Agro-Industrial School
 Organization Code (UACS) : 16 009 1600047
 Fund Cluster : 01 - Regular Agency Fund
 (e.g. UACS Fund Cluster: 01-Regular Agency Fund, 02-Foreign Assisted Projects Fund, 03-Special Account-Locally Funded/Domestic Grants Fund, and 04-Special Account-Foreign Assisted/Foreign Grants Fund)

X	Current Year Appropriations
	Supplemental Appropriations
	Continuing Appropriations

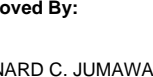
Particulars	UACS CODE	Appropriations			Allotments			Current Year Obligations					Current Year Disbursements					Balances					
		Authorized Appropriations	Adjustments (Transfer To/From, Modifications/ Augmentations)	Adjusted Appropriations	Allotments Received	Adjustments (Reductions, Modifications/ Augmentations)	Transfer To	Transfer From	Adjusted Allotments	1st Quarter Ending March 31	2nd Quarter Ending June 30	3rd Quarter Ending September 30	4th Quarter Ending December 31	Total	1st Quarter Ending March 31	2nd Quarter Ending June 30	3rd Quarter Ending September 30	4th Quarter Ending December 31	Total	Unreleased Appropriations	Unobligated Allotments	Unpaid Obligations (15-20)=(23+24)	
1	2	3	4	5=(3+4)	6	7	8	9	10=[(6+(-)7)-8+9]	11	12	13	14	15=(11+12+13+14)	16	17	18	19	20=(16+17+18+19)	21	22	23	24
Sub-total, Operations		845,000.00	78,000.00	923,000.00	923,000.00	0.00	0.00	0.00	923,000.00	140,978.88	0.00	0.00	0.00	140,978.88	139,355.28	0.00	0.00	0.00	139,355.28	0.00	782,021.12	0.00	1,623.60
PS		845,000.00	78,000.00	923,000.00	923,000.00	0.00	0.00	0.00	923,000.00	140,978.88	0.00	0.00	0.00	140,978.88	139,355.28	0.00	0.00	0.00	139,355.28	0.00	782,021.12	0.00	1,623.60
Sub-total, II. Automatic Appropriations		845,000.00	78,000.00	923,000.00	923,000.00	0.00	0.00	0.00	923,000.00	140,978.88	0.00	0.00	0.00	140,978.88	139,355.28	0.00	0.00	0.00	139,355.28	0.00	782,021.12	0.00	1,623.60
PS		845,000.00	78,000.00	923,000.00	923,000.00	0.00	0.00	0.00	923,000.00	140,978.88	0.00	0.00	0.00	140,978.88	139,355.28	0.00	0.00	0.00	139,355.28	0.00	782,021.12	0.00	1,623.60
III. Special Purpose Fund		0.00	781,000.00	781,000.00	0.00	781,000.00	0.00	0.00	781,000.00	0.00	0.00	0.00	0.00	0.00	0.00	0.00	0.00	0.00	0.00	0.00	781,000.00	0.00	0.00
Miscellaneous Personnel Benefits Fund		0.00	781,000.00	781,000.00	0.00	781,000.00	0.00	0.00	781,000.00	0.00	0.00	0.00	0.00	0.00	0.00	0.00	0.00	0.00	0.00	0.00	781,000.00	0.00	0.00
PS		0.00	781,000.00	781,000.00	0.00	781,000.00	0.00	0.00	781,000.00	0.00	0.00	0.00	0.00	0.00	0.00	0.00	0.00	0.00	0.00	0.00	781,000.00	0.00	0.00
Sub-Total, III. Special Purpose Fund		0.00	781,000.00	781,000.00	0.00	781,000.00	0.00	0.00	781,000.00	0.00	0.00	0.00	0.00	0.00	0.00	0.00	0.00	0.00	0.00	0.00	781,000.00	0.00	0.00
PS		0.00	781,000.00	781,000.00	0.00	781,000.00	0.00	0.00	781,000.00	0.00	0.00	0.00	0.00	0.00	0.00	0.00	0.00	0.00	0.00	0.00	781,000.00	0.00	0.00
GRAND TOTAL		12,346,000.00	2,492,137.58	14,838,137.58	12,424,000.00	2,364,000.00	0.00	50,137.58	14,838,137.58	2,775,807.36	0.00	0.00	0.00	2,775,807.36	2,628,849.99	0.00	0.00	0.00	2,628,849.99	0.00	12,062,330.22	0.00	146,957.37
PS		10,291,000.00	2,492,137.58	12,783,137.58	10,369,000.00	2,364,000.00	0.00	50,137.58	12,783,137.58	2,230,617.12	0.00	0.00	0.00	2,230,617.12	2,091,567.66	0.00	0.00	0.00	2,091,567.66	0.00	10,552,520.46	0.00	139,049.46
MOOE		2,055,000.00	0.00	2,055,000.00	2,055,000.00	0.00	0.00	0.00	2,055,000.00	545,190.24	0.00	0.00	0.00	545,190.24	537,282.33	0.00	0.00	0.00	537,282.33	0.00	1,509,809.76	0.00	7,907.91
FINEX		0.00	0.00	0.00	0.00	0.00	0.00	0.00	0.00	0.00	0.00	0.00	0.00	0.00	0.00	0.00	0.00	0.00	0.00	0.00	0.00	0.00	0.00
CO		0.00	0.00	0.00	0.00	0.00	0.00	0.00	0.00	0.00	0.00	0.00	0.00	0.00	0.00	0.00	0.00	0.00	0.00	0.00	0.00	0.00	0.00
Recapitulation by OO:																							
TECHNICAL EDUCATION AND SKILLS DEVELOPMENT PROGRAM		11,501,000.00	781,000.00	12,282,000.00	11,501,000.00	781,000.00	0.00	0.00	12,282,000.00	2,584,690.90	0.00	0.00	0.00	2,584,690.90	2,439,357.13	0.00	0.00	0.00	2,439,357.13	0.00	9,697,309.10	0.00	145,333.77

Certified Correct:

 DEVINE MICHELLE O. LUMAYAG
 AAIL
 Date: April 29, 2025 05:08 PM

Certified Correct:

 JASMINE C. GALENZOGA
 AOIV
 Date: April 29, 2025 05:08 PM

Recommending Approval By:

 QUENNY TWINKLE N. ENYONG
 APII
 Date:

Approved By:

 MAYNARD C. JUMAWAN
 VSAIL
 Date: April 29, 2025 05:21 PM