

SUMMARY OF APPROPRIATIONS, ALLOTMENTS, OBLIGATIONS, DISBURSEMENTS AND BALANCES BY OBJECT OF EXPENDITURES

As at the Quarter Ending September 30, 2025

Department : Department of Labor and Employment (DOLE)
 Agency/Entity : Technical Education and Skills Development Authority
 Operating Unit : Lanao del Norte National Agro-Industrial School
 Organization Code (UACS) : 16 009 1600047
 Fund Cluster : 01 - Regular Agency Fund
 (e.g. UACS Fund Cluster: 01-Regular Agency Fund, 02-Foreign Assisted Projects Fund, 03-Special Account-Locally Funded/Domestic Grants Fund, and 04-Special Account-Foreign Assisted/Foreign Grants Fund)


X	Current Year Appropriations
	Supplemental Appropriations
	Continuing Appropriations


Particulars	UACS CODE	Appropriations				Allotments				Obligations					Disbursements				Balances				
		Authorized Appropriations	Adjustments (Transfer To/From, Modifications/Augmentations)	Adjusted Appropriations	Allotments Received	Adjustments (Reductions, Modifications/Augmentations)	Transfer To	Transfer From	Adjusted Allotments	1st Quarter Ending March 31	2nd Quarter Ending June 30	3rd Quarter Ending September 30	4th Quarter Ending December 31	Total	1st Quarter Ending March 31	2nd Quarter Ending June 30	3rd Quarter Ending September 30	4th Quarter Ending December 31	Total	Unreleased Appropriations	Unobligated Allotments	Unpaid Obligations (15-20)=(23+24)	
		3	4	5=(3+4)	6	7	8	9	10=[(6+(-)7)-8+9]	11	12	13	14	15=(11+12+13+14)	16	17	18	19	20=(16+17+18+19)	21=(5-10)	22=(10-15)	23	24
SUMMARY		12,346,000.00	2,760,473.74	15,106,473.74	12,424,000.00	2,364,000.00	0.00	318,473.74	15,106,473.74	2,775,807.36	3,945,245.38	2,655,009.36	0.00	9,376,062.10	2,628,849.99	4,087,225.68	2,529,889.46	0.00	9,245,965.13	0.00	5,730,411.64	0.00	130,096.97
A. AGENCY SPECIFIC BUDGET		11,501,000.00	1,901,473.74	13,402,473.74	11,501,000.00	1,583,000.00	0.00	318,473.74	13,402,473.74	2,634,828.48	3,641,337.46	2,414,184.60	0.00	8,690,350.54	2,489,494.71	3,781,694.16	2,289,064.70	0.00	8,560,253.57	0.00	4,712,123.20	0.00	130,096.97
Personnel Services		9,446,000.00	1,901,473.74	11,347,473.74	9,446,000.00	1,583,000.00	0.00	318,473.74	11,347,473.74	2,089,638.24	3,040,693.67	2,197,876.02	0.00	7,328,207.93	1,952,212.38	3,173,142.46	2,072,756.12	0.00	7,198,110.96	0.00	4,019,265.81	0.00	130,096.97
Salaries and Wages		7,042,000.00	128,849.74	7,170,849.74	7,042,000.00	(42,624.00)	0.00	171,473.74	7,170,849.74	1,872,942.76	1,919,060.47	1,972,430.21	0.00	5,764,433.44	1,735,516.90	2,051,509.26	1,847,310.41	0.00	5,634,336.57	0.00	1,406,416.30	0.00	130,096.87
Salaries and Wages - Regular	5010101000	7,042,000.00	(42,624.00)	6,999,376.00	7,042,000.00	(42,624.00)	0.00	0.00	6,999,376.00	1,822,805.18	1,847,861.89	1,922,292.63	0.00	5,592,959.70	1,685,379.32	1,980,310.68	1,797,172.83	0.00	5,462,862.83	0.00	1,406,416.30	0.00	130,096.87
Basic Salary - Civilian	5010101001	7,042,000.00	(42,624.00)	6,999,376.00	7,042,000.00	(42,624.00)	0.00	0.00	6,999,376.00	1,822,805.18	1,847,861.89	1,922,292.63	0.00	5,592,959.70	1,685,379.32	1,980,310.68	1,797,172.83	0.00	5,462,862.83	0.00	1,406,416.30	0.00	130,096.87
Salaries and Wages - Casual/Contractual	5010102000	0.00	171,473.74	171,473.74	0.00	0.00	0.00	171,473.74	171,473.74	50,137.58	71,198.58	50,137.58	0.00	171,473.74	50,137.58	71,198.58	50,137.58	0.00	171,473.74	0.00	0.00	0.00	0.00
Other Compensation		2,138,000.00	42,624.00	2,180,624.00	2,138,000.00	42,624.00	0.00	0.00	2,180,624.00	152,000.00	909,624.00	158,000.00	0.00	1,219,624.00	152,000.00	909,624.00	158,000.00	0.00	1,219,624.00	0.00	961,000.00	0.00	0.00
Personal Economic Relief Allowance (PERA)	5010201000	480,000.00	0.00	480,000.00	480,000.00	0.00	0.00	0.00	480,000.00	116,000.00	116,000.00	122,000.00	0.00	354,000.00	116,000.00	116,000.00	122,000.00	0.00	354,000.00	0.00	126,000.00	0.00	0.00
PERA - Civilian	5010201001	480,000.00	0.00	480,000.00	480,000.00	0.00	0.00	0.00	480,000.00	116,000.00	116,000.00	122,000.00	0.00	354,000.00	116,000.00	116,000.00	122,000.00	0.00	354,000.00	0.00	126,000.00	0.00	0.00
Representation Allowance (RA)	5010202000	72,000.00	0.00	72,000.00	72,000.00	0.00	0.00	0.00	72,000.00	18,000.00	12,000.00	18,000.00	0.00	48,000.00	18,000.00	12,000.00	18,000.00	0.00	48,000.00	0.00	24,000.00	0.00	0.00
Transportation Allowance (TA)	5010203000	72,000.00	0.00	72,000.00	72,000.00	0.00	0.00	0.00	72,000.00	18,000.00	12,000.00	18,000.00	0.00	48,000.00	18,000.00	12,000.00	18,000.00	0.00	48,000.00	0.00	24,000.00	0.00	0.00
Transportation Allowance (TA)	5010203001	72,000.00	0.00	72,000.00	72,000.00	0.00	0.00	0.00	72,000.00	18,000.00	12,000.00	18,000.00	0.00	48,000.00	18,000.00	12,000.00	18,000.00	0.00	48,000.00	0.00	24,000.00	0.00	0.00
Clothing/Uniform Allowance	5010204000	140,000.00	0.00	140,000.00	140,000.00	0.00	0.00	0.00	140,000.00	0.00	140,000.00	0.00	0.00	140,000.00	0.00	140,000.00	0.00	0.00	140,000.00	0.00	0.00	0.00	0.00
Clothing/Uniform Allowance - Civilian	5010204001	140,000.00	0.00	140,000.00	140,000.00	0.00	0.00	0.00	140,000.00	0.00	140,000.00	0.00	0.00	140,000.00	0.00	140,000.00	0.00	0.00	140,000.00	0.00	0.00	0.00	0.00
Year End Bonus	5010214000	587,000.00	0.00	587,000.00	587,000.00	0.00	0.00	0.00	587,000.00	0.00	0.00	0.00	0.00	0.00	0.00	0.00	0.00	0.00	0.00	0.00	587,000.00	0.00	0.00
Bonus - Civilian	5010214001	587,000.00	0.00	587,000.00	587,000.00	0.00	0.00	0.00	587,000.00	0.00	0.00	0.00	0.00	0.00	0.00	0.00	0.00	0.00	0.00	0.00	587,000.00	0.00	0.00
Cash Gift	5010215000	100,000.00	0.00	100,000.00	100,000.00	0.00	0.00	0.00	100,000.00	0.00	0.00	0.00	0.00	0.00	0.00	0.00	0.00	0.00	0.00	0.00	100,000.00	0.00	0.00
Cash Gift - Civilian	5010215001	100,000.00	0.00	100,000.00	100,000.00	0.00	0.00	0.00	100,000.00	0.00	0.00	0.00	0.00	0.00	0.00	0.00	0.00	0.00	0.00	0.00	100,000.00	0.00	0.00
Mid-Year Bonus - Civilian	5010216000	587,000.00	42,624.00	629,624.00	587,000.00	42,624.00	0.00	0.00	629,624.00	0.00	629,624.00	0.00	0.00	629,624.00	0.00	629,624.00	0.00	0.00	629,624.00	0.00	0.00	0.00	0.00
Mid-Year Bonus - Civilian	5010216001	587,000.00	42,624.00	629,624.00	587,000.00	42,624.00	0.00	0.00	629,624.00	0.00	629,624.00	0.00	0.00	629,624.00	0.00	629,624.00	0.00	0.00	629,624.00	0.00	0.00	0.00	0.00
Other Bonuses and Allowances	5010299000	100,000.00	0.00	100,000.00	100,000.00	0.00	0.00	0.00	100,000.00	0.00	0.00	0.00	0.00	0.00	0.00	0.00	0.00	0.00	0.00	0.00	100,000.00	0.00	0.00
Productivity Enhancement Incentive - Civilian	5010299012	100,000.00	0.00	100,000.00	100,000.00	0.00	0.00	0.00	100,000.00	0.00	0.00	0.00	0.00	0.00	0.00	0.00	0.00	0.00	0.00	0.00	100,000.00	0.00	0.00
Personnel Benefit Contributions		248,000.00	0.00	248,000.00	248,000.00	0.00	0.00	0.00	248,000.00	64,695.48	65,009.20	67,445.81	0.00	197,150.49	64,695.48	65,009.20	67,445.71	0.00	197,150.39	0.00	50,849.51	0.00	0.10
Pag-IBIG Contributions	5010302000	48,000.00	0.00	48,000.00	48,000.00	0.00	0.00	0.00	48,000.00	15,800.00	11,600.00	12,200.00	0.00	39,600.00	15,800.00	11,600.00	12,200.00	0.00	39,600.00	0.00	8,400.00	0.00	0.00
Pag-IBIG - Civilian	5010302001	48,000.00	0.00	48,000.00	48,000.00	0.00	0.00	0.00	48,000.00	15,800.00	11,600.00	12,200.00	0.00	39,600.00	15,800.00	11,600.00	12,200.00	0.00	39,600.00	0.00	8,400.00	0.00	0.00
PhilHealth Contributions	5010303000	176,000.00	0.00	176,000.00	176,000.00	0.00	0.00	0.00	176,000.00	44,995.48	45,809.20	49,045.81	0.00	139,850.49	44,995.48	45,809.20	49,045.71	0.00	139,850.39	0.00	36,149.51	0.00	0.10
PhilHealth - Civilian	5010303001	176,000.00	0.00	176,000.00	176,000.00	0.00	0.00	0.00	176,000.00	44,995.48	45,809.20	49,045.81	0.00	139,850.49	44,995.48	45,809.20	49,045.71	0.00	139,850.39	0.00	36,149.51	0.00	0.10
Employees Compensation Insurance Premiums	5010304000	24,000.00	0.00	24,000.00	24,000.00	0.00	0.00	0.00	24,000.00	3,900.00	7,600.00	6,200.00	0.00	17,700.00	3,900.00	7,600.00	6,200.00	0.00	17,700.00	0.00	6,300.00	0.00	0.00
ECIP - Civilian	5010304001	24,000.00	0.00	24,000.00	24,000.00	0.00	0.00	0.00	24,000.00	3,900.00	7,600.00	6,200.00	0.00	17,700.00	3,900.00	7,600.00	6,200.00	0.00	17,700.00	0.00	6,300.00	0.00	0.00
Other Personnel Benefits		18,000.00	1,730,000.00	1,748,000.00	18,000.00	1,583,000.00	0.00	147,000.00	1,748,000.00	0.00	147,000.00	0.00	0.00	147,000.00	0.00	147,000.00	0.00	0.00	147,000.00	0.00	1,601,000.00	0.00	0.00
Other Personnel Benefits	5010499000	18,000.00	1,730,000.00	1,748,000.00	18,000.00	1,583,000.00	0.00	147,000.00	1,748,000.00	0.00	147,000.00	0.00	0.00	147,000.00	0.00	147,000.00	0.00	0.00	147,000.00	0.00	1,601,000.00	0.00	0.00
Lump-sum for Filling of Positions - Civilian	5010499007	0.00	1,730,000.00	1,730,000.00	0.00	1,583,000.00	0.00	147,000.00	1,730,000.00	0.00	147,000.00	0.00	0.00	147,000.00	0.00	147,000.00	0.00	0.00	147,000.00	0.00	1,583,000.00	0.00	0.00
Lump-sum for Step Increments - Length of Service	5010499010	18,000.00	0.00	18,000.00	18,000.00	0.00	0.00	0.00	18,000.00	0.00	0.00	0.00	0.00	0.00	0.00	0.00	0.00	0.00	0.00	0.00	18,000.00	0.00	0.00
Maintenance and Other Operating Expenses		2,055,000.00	0.00	2,055,000.00	2,055,000.00	0.00	0.00	0.00	2,055,000.00	545,190.24	600,643.79	216,308.58	0.00	1,362,142.61	537,282.33	608,551.70	216,308.58	0.00	1,362,142.61	0.00			


Department : Department of Labor and Employment (DOLE)
 Agency/Entity : Technical Education and Skills Development Authority
 Operating Unit : Lanao del Norte National Agro-Industrial School
 Organization Code (UACS) : 16 009 1600047
 Fund Cluster : 01 - Regular Agency Fund
 (e.g. UACS Fund Cluster: 01-Regular Agency Fund, 02-Foreign Assisted Projects Fund, 03-Special Account-Locally Funded/Domestic Grants Fund, and 04-Special Account-Foreign Assisted/Foreign Grants Fund)


X	Current Year Appropriations
	Supplemental Appropriations
	Continuing Appropriations

Particulars	UACS CODE	Appropriations			Allotments			Obligations					Disbursements					Balances					
		Authorized Appropriations	Adjustments (Transfer To/From, Modifications/ Augmentations)	Adjusted Appropriations	Allotments Received	Adjustments (Reductions, Modifications/ Augmentations)	Transfer To	Transfer From	Adjusted Allotments	1st Quarter Ending March 31	2nd Quarter Ending June 30	3rd Quarter Ending September 30	4th Quarter Ending December 31	Total	1st Quarter Ending March 31	2nd Quarter Ending June 30	3rd Quarter Ending September 30	4th Quarter Ending December 31	Total	Unreleased Appropriations	Unobligated Allotments	Unpaid Obligations (15-20)=(23+24)	
																						10=([6+(-)7]-8+9]	11
Communication Expenses		86,000.00	0.00	86,000.00	86,000.00	0.00	0.00	86,000.00	5,520.00	0.00	4,500.00	0.00	10,020.00	5,520.00	0.00	4,500.00	0.00	10,020.00	0.00	75,980.00	0.00	0.00	
Postage and Courier Services	5020501000	2,000.00	0.00	2,000.00	2,000.00	0.00	0.00	2,000.00	420.00	0.00	0.00	0.00	420.00	420.00	0.00	0.00	0.00	420.00	0.00	1,580.00	0.00	0.00	
Telephone Expenses	5020502000	42,000.00	0.00	42,000.00	42,000.00	0.00	0.00	42,000.00	5,100.00	0.00	4,500.00	0.00	9,600.00	5,100.00	0.00	4,500.00	0.00	9,600.00	0.00	32,400.00	0.00	0.00	
Mobile	5020502001	42,000.00	0.00	42,000.00	42,000.00	0.00	0.00	42,000.00	5,100.00	0.00	4,500.00	0.00	9,600.00	5,100.00	0.00	4,500.00	0.00	9,600.00	0.00	32,400.00	0.00	0.00	
Internet Subscription Expenses	5020503000	42,000.00	0.00	42,000.00	42,000.00	0.00	0.00	42,000.00	0.00	0.00	0.00	0.00	0.00	0.00	0.00	0.00	0.00	0.00	0.00	42,000.00	0.00	0.00	
Awards/Rewards and Prizes		0.00	11,500.00	11,500.00	0.00	11,500.00	0.00	11,500.00	0.00	11,500.00	0.00	0.00	11,500.00	0.00	11,500.00	0.00	0.00	11,500.00	0.00	0.00	0.00	0.00	
Prizes	5020602000	0.00	11,500.00	11,500.00	0.00	11,500.00	0.00	11,500.00	0.00	11,500.00	0.00	0.00	0.00	11,500.00	0.00	11,500.00	0.00	11,500.00	0.00	0.00	0.00	0.00	
Professional Services		0.00	24,100.00	24,100.00	0.00	24,100.00	0.00	24,100.00	7,500.00	16,600.00	0.00	0.00	24,100.00	7,500.00	16,600.00	0.00	0.00	24,100.00	0.00	0.00	0.00	0.00	
Other Professional Services	5021199000	0.00	24,100.00	24,100.00	0.00	24,100.00	0.00	24,100.00	7,500.00	16,600.00	0.00	0.00	24,100.00	7,500.00	16,600.00	0.00	0.00	24,100.00	0.00	0.00	0.00	0.00	
General Services		192,000.00	266,101.24	458,101.24	192,000.00	266,101.24	0.00	458,101.24	230,053.12	228,048.12	0.00	0.00	458,101.24	226,480.47	231,620.77	0.00	0.00	458,101.24	0.00	0.00	0.00	0.00	
Security Services	5021203000	192,000.00	262,576.24	454,576.24	192,000.00	262,576.24	0.00	454,576.24	227,288.12	227,288.12	0.00	0.00	454,576.24	223,715.47	230,860.77	0.00	0.00	454,576.24	0.00	0.00	0.00	0.00	
Other General Services	5021299000	0.00	3,525.00	3,525.00	0.00	3,525.00	0.00	3,525.00	2,765.00	760.00	0.00	0.00	3,525.00	2,765.00	760.00	0.00	0.00	3,525.00	0.00	0.00	0.00	0.00	
Other General Services	5021299099	0.00	3,525.00	3,525.00	0.00	3,525.00	0.00	3,525.00	2,765.00	760.00	0.00	0.00	3,525.00	2,765.00	760.00	0.00	0.00	3,525.00	0.00	0.00	0.00	0.00	
Repairs and Maintenance		78,000.00	300.00	78,300.00	78,000.00	300.00	0.00	78,300.00	1,200.00	0.00	0.00	0.00	1,200.00	1,200.00	0.00	0.00	0.00	1,200.00	0.00	77,100.00	0.00	0.00	
Repairs and Maintenance - Buildings and Other	5021304000	45,000.00	0.00	45,000.00	45,000.00	0.00	0.00	45,000.00	0.00	0.00	0.00	0.00	0.00	0.00	0.00	0.00	0.00	0.00	0.00	45,000.00	0.00	0.00	
School Buildings	5021304002	45,000.00	0.00	45,000.00	45,000.00	0.00	0.00	45,000.00	0.00	0.00	0.00	0.00	0.00	0.00	0.00	0.00	0.00	0.00	0.00	45,000.00	0.00	0.00	
Repairs and Maintenance - Machinery and	5021305000	0.00	300.00	300.00	0.00	300.00	0.00	300.00	300.00	0.00	0.00	0.00	300.00	300.00	0.00	0.00	0.00	300.00	0.00	0.00	0.00	0.00	
Information and Communication Technology Equipment	5021305003	0.00	300.00	300.00	0.00	300.00	0.00	300.00	300.00	0.00	0.00	0.00	300.00	300.00	0.00	0.00	0.00	300.00	0.00	0.00	0.00	0.00	
Repairs and Maintenance - Transportation	5021306000	33,000.00	0.00	33,000.00	33,000.00	0.00	0.00	33,000.00	900.00	0.00	0.00	0.00	900.00	900.00	0.00	0.00	0.00	900.00	0.00	32,100.00	0.00	0.00	
Motor Vehicles	5021306001	33,000.00	0.00	33,000.00	33,000.00	0.00	0.00	33,000.00	900.00	0.00	0.00	0.00	900.00	900.00	0.00	0.00	0.00	900.00	0.00	32,100.00	0.00	0.00	
Taxes, Insurance Premiums and Other Fees		15,000.00	15,150.00	30,150.00	15,000.00	15,150.00	0.00	30,150.00	0.00	15,300.00	14,850.00	0.00	30,150.00	0.00	15,300.00	14,850.00	0.00	30,150.00	0.00	0.00	0.00	0.00	
Fidelity Bond Premiums	5021502000	15,000.00	15,150.00	30,150.00	15,000.00	15,150.00	0.00	30,150.00	0.00	15,300.00	14,850.00	0.00	30,150.00	0.00	15,300.00	14,850.00	0.00	30,150.00	0.00	0.00	0.00	0.00	
B. AUTOMATIC APPROPRIATIONS		845,000.00	78,000.00	923,000.00	923,000.00	0.00	0.00	923,000.00	140,978.88	303,907.92	240,824.76	0.00	685,711.56	139,355.28	305,531.52	240,824.76	0.00	685,711.56	0.00	237,288.44	0.00	0.00	
Retirement and Life Insurance Premiums		845,000.00	78,000.00	923,000.00	923,000.00	0.00	0.00	923,000.00	140,978.88	303,907.92	240,824.76	0.00	685,711.56	139,355.28	305,531.52	240,824.76	0.00	685,711.56	0.00	237,288.44	0.00	0.00	
C. SPECIAL PURPOSE FUNDS		0.00	781,000.00	781,000.00	0.00	781,000.00	0.00	781,000.00	0.00	0.00	0.00	0.00	0.00	0.00	0.00	0.00	0.00	0.00	0.00	781,000.00	0.00	0.00	
Miscellaneous Personnel Benefits Fund		0.00	781,000.00	781,000.00	0.00	781,000.00	0.00	781,000.00	0.00	0.00	0.00	0.00	0.00	0.00	0.00	0.00	0.00	0.00	0.00	781,000.00	0.00	0.00	
Other Personnel Benefits	5010400000	0.00	781,000.00	781,000.00	0.00	781,000.00	0.00	781,000.00	0.00	0.00	0.00	0.00	0.00	0.00	0.00	0.00	0.00	0.00	0.00	781,000.00	0.00	0.00	
Other Personnel Benefits		0.00	781,000.00	781,000.00	0.00	781,000.00	0.00	781,000.00	0.00	0.00	0.00	0.00	0.00	0.00	0.00	0.00	0.00	0.00	0.00	781,000.00	0.00	0.00	
Lump-sum for Compensation Adjustment	5010499006	0.00	781,000.00	781,000.00	0.00	781,000.00	0.00	781,000.00	0.00	0.00	0.00	0.00	0.00	0.00	0.00	0.00	0.00	0.00	0.00	781,000.00	0.00	0.00	
GRAND TOTAL		12,346,000.00	2,760,473.74	15,106,473.74	12,424,000.00	2,364,000.00	0.00	15,106,473.74	2,775,807.36	3,945,245.38	2,655,009.36	0.00	9,376,062.10	2,628,849.99	4,087,225.68	2,529,889.46	0.00	9,245,965.13	0.00	5,730,411.64	0.00	130,096.97	

Certified Correct:

 DEVINE MICHELLE O. LUMAYAG
 AOIV
 Date: October 17, 2025 12:47 AM

Certified Correct:

 JASMINE G. GALENZOGA
 AOIV
 Date: October 17, 2025 12:47 AM

Recommending Approval By:

 QUENNY TWINKLE N. ENYONG
 APII
 Date:

Approved By:

 MAYNARD O. JUMAWAN
 VSAIL
 Date: